

Go to your classroom and search for Hametz. Gather all Hametz in a box or bag. Take a picture with your Hametz!




Find the Tallitot hanging outside the Sanctuary. Take a picture with your group.




Put "do not open on Passover" signs on all cabinets that might contain Hametz! Take a picture in front of a sign.



Find an object that can be used in the Passover Seder in the play kitchen in Room 3. Take a picture with the object and return it to its proper place.




Find a book about Passover in the Library. Open it to a relevant page. Take a picture of it with your group!



Search the window sills in the Social Hall, find your Hametz and take a picture of your group hiding in the curtains!



Go to the Gaga Pit. Reinact a scene from the Passover Story. Take a Picture!



Find the Passover Tapestry in the Sanctuary.



Find a Chumash, a Five Books of Moses in the the Sanctuary. Take a picture of the Chumash opened to the book of Exodus.



Create a collage using your Hametz that is related to the story of Passover on a piece of card stock.